

名称:纳拓多功能工具腰带说明书

尺寸:95x65mm (成品) 190x325mm (展开)

颜色:PANTONE COOL GRAY 10C

工艺:先左右对折再风琴折页做压痕

材质:105克双铜纸

日期:2022/10/9

# NexTool

## 纳拓多功能工具腰带使用说明书

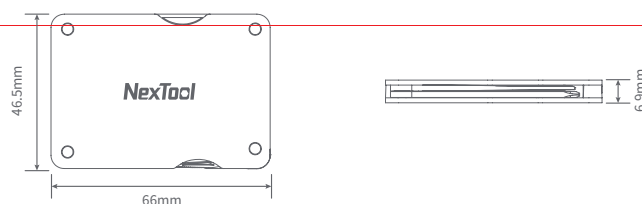
使用产品前请仔细阅读本说明书,并妥善保管

### 产品特点

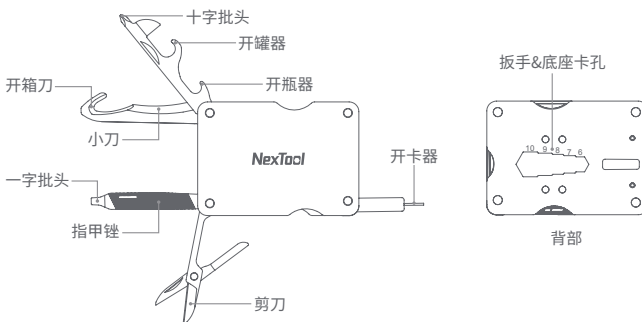
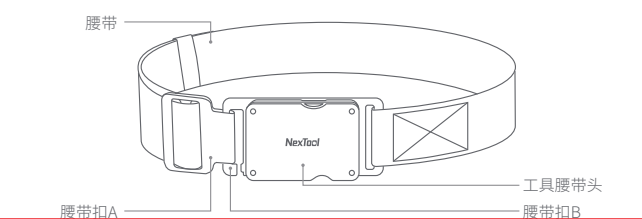
1. 高品质, 紧凑型工具腰带, 10+种工具集于一体, 自如应对多种生活场景;
2. 腰带&工具腰带头分离式设计, 在不解开腰带下, 可秒拆腰带头选用工具应急;
3. 涤纶织布弹力腰带, 扎实快干。质感黑, 战术绿两色可选;
4. 外观简约低调, 功能结构新颖, 独具隐蔽性。

### 产品参数

部件	主材	尺寸	重量
工具腰带头	20Cr13	66×46.5×6.9mm	93g
腰带+腰带头	聚酯纤维 (涤纶)	1180×47.5mm	147g

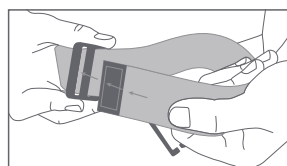
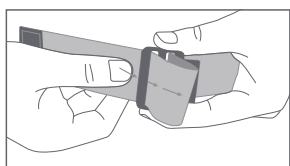


### 产品结构

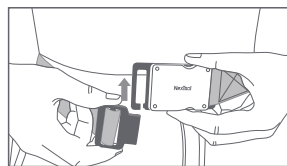
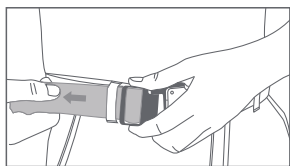


### 操作说明

1. 腰带穿戴  
1) 佩戴腰带前, 先把腰带扣A拆下, 然后将腰带穿过裤子上的所有腰带环。  
2) 腰带穿完腰带环后, 把腰带扣A重新组装在腰带上, 然后与腰带扣B卡合。



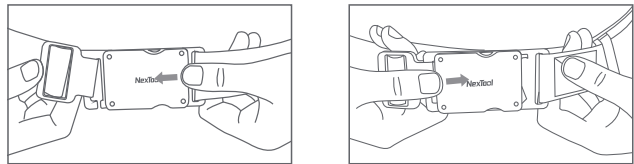
- 3) 根据需求调整至佩戴者最为舒适的腰带长度。  
4) 解开腰带, 只需分离腰带扣A与腰带扣B, 即可快速解脱。



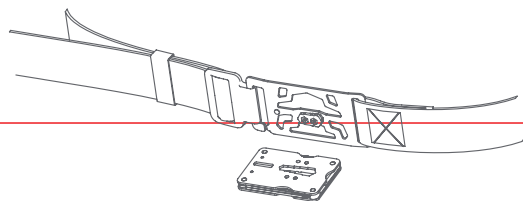
⚠️ 温馨提醒: 本产品适用于不超过113cm的腰围尺寸

### 2. 工具腰带头的拆装

- 1) 腰带头拆卸  
如箭头所示方向, 手指轻推, 直至听到“咔”一声, 腰带头分离, 直接取下
- 2) 腰带头装合  
对准底座卡孔(六角扳手位置)扣合至腰带扣B上, 然后如图所示箭头方向手指轻推, 直至听到“咔”一声, 腰带头回位。



⚠️ 温馨提醒: 分离式设计, 可在腰带系合的情况下, 单独拆&装工具腰带头, 使用内含功能。



### 产品保养

1. 工具腰带头由优质不锈钢制成, 但与任何不锈钢一样, 工具如果长时间在潮湿环境或盐水中仍会生锈。因此, 注意保持干燥, 沾染汗水或其他污染物后, 应及时清理及擦干。
2. 为了保证工具腰带头每个功能部件的正常发挥及使用安全, 应单独使用每个功能部件 (使用其中一个部件时, 应同时闭合其他部件)。
3. 为了保证工具使用寿命, 请在合理的负荷内 (匹配每个功能部件的对应规格) 使用每个功能部件。

### 保修条款

本保修政策是制造厂商(“我们”)向最终用户(“您”)提供保修和其他相关事宜的法律文件, 请您妥善保存。如您在购买产品时销售商或其他第三方声明将由其提供保修服务或其他更多服务的, 则保修服务或其他服务将由销售商或第三方提供。

#### 一、说明

本保修服务仅适用于符合出厂配置的产品或其部件在保修期内经正常使用后出现保修范围内的性能故障。保修范围内性能故障的界定, 如国家有相关规定的, 依据国家规定; 如无规定, 将由我们依据本保修政策判定。

#### 二、保修期

保修期自产品交付之日起算一年。网络、电话或其他非现场交易的交付日以第三方物流记载的交付时间为交付日; 其他情形则以发票日为交付日, 但如您能证明非因您的原因导致发票日早于实际交付日的, 经我们确认无异议后可以实际交付日为准。如您无法提供有效的第三方物流交付信息或发票的, 则保修期自产品出厂后三十日起算。具体保修期限和其他事宜, 请同步见保修卡。

#### 三、服务获取和配合

您可以按照如下方式联系我们以获取保修服务:  
A. 致电: 0662 - 369 2722;  
B. 联系您实际购买时的销售平台。  
申请保修时, 您应提供清晰、完整和准确的①产品发票; ②保修卡; ③电商平台订单信息 (如有); 如因您无法提供而不能确认产品来源的, 您将无法获取保修服务。

#### 四、保修政策

1. 自保修期开始后 7 日内, 产品出现性能故障, 经由我们或我们授权的售后服务中心检测确定, 可免费享受退货或换货服务。换货的, 保修期将重新计算。
2. 自保修期开始后 8-15 日内, 产品出现性能故障, 经由我们或我们授权的售后服务中心检测确定, 可免费享受换货或维修服务。换货的, 保修期将重新计算。
3. 自保修期开始后 12 个月内, 产品出现性能故障, 经由我们或我们授权的售后服务中心检测确定, 可免费享受维修或更换服务。维修或更换的产品将在原产品在剩余保修期内继续享有保修服务。剩余保修服务期不足 3 个月的, 则剩余保修期延至 3 个月。
4. 退货或换货时, 您需将产品随附物及包装一并完整退还, 并保持产品本身、随附配件、产品外观不存在任何破损、划伤、损坏; 维修的, 维修时新换上的部件归属于您, 旧件将被我们回收。
5. 属于保修范围内的产品硬件故障, 由我们承担物流费用和保修产生的其他费用。经确认不属于保修范围内的故障或损坏的, 除非届时另有规定, 由您承担往返运费 (如有) 和运输过程中的风险。

#### 五、非保修范围

- 下列情况将不提供保修:
1. 因误用、意外、改装、私拆、进液等不适当的物理或操作环境、不可抗力、不当维护或保管导致的故障或损坏;
  2. 未经我们授权的机构或人员私自拆卸或修理;
  3. 产品使用过程中发生的脱色、磨损和消耗;
  4. 随产品或部件的相关标签、标识被更改或删除, 如: 保修凭证上产品信息或序列号与实物不相符合, 或有涂改的;
  5. 部件有明显的硬件损伤, 伤痕、缺角、严重变形、破损等现象;
  6. 产品超出保修期。

#### 六、有假服务

对于超出保修期或保修服务范围之外的产品故障, 经确认可由我们提供服务的, 我们将提供有偿的专业维修服务, 您知悉并同意维修时旧部件将被回收。除非届时另有明确约定, 我们将对被维修或更换的零部件提供 90 天的质保期。

#### 七、一般条款

本服务政策适用中国大陆地区的法律 (不包括其冲突法)。如因本文件项下的事宜发生任何争议, 友好协商未果的, 将提交阳江市江城区有管辖权的人民法院裁决。)

### 保修卡

产品信息	品名	型号
用户信息	姓名	电话
	地址	
销售商信息	名称	电话
	地址/网址	
	销售日期	发票号码

如有售后服务需求, 请联系广东百创源科技股份有限公司客服部门

售后联系电话: 0662 - 369 2722

服务时间: 周一至周五 8:00 - 17:15

制造商: 广东百创源科技股份有限公司

地址: 广东省阳江市江城铝材产业园B9-3



# NexTool

## User manual of NexTool Multi-tool Belt

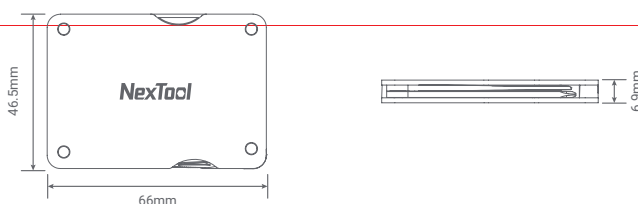
Please read this manual before using and keep it carefully

### FEATURE

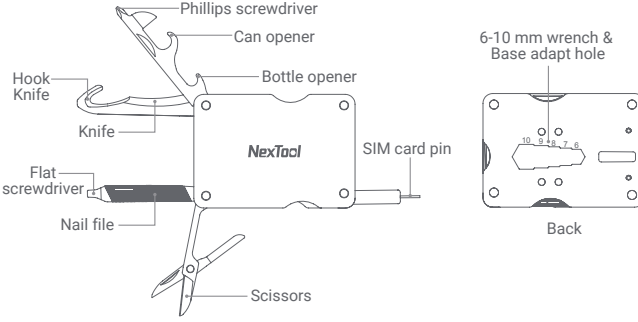
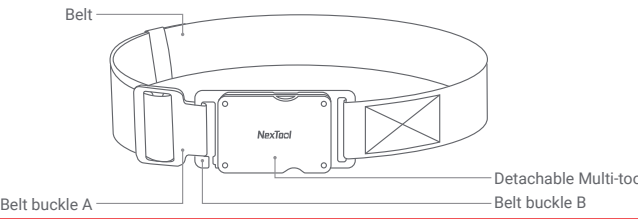
1. High quality belt equipped with a compact & useful 10-in-1 multi-tool.
2. Innovative structure to enable easy detach and attach the multi tool to the belt.
3. Polyester belt, comfortable, robust and quick-drying.
4. Simple appearance and innovative design.

### SPECIFICATION

Component	Main material	Size	Weight
Multi-tool	2Cr13 Steel	66×46.5×6.9mm	93g
Belt	Polyester	1180×47.5mm	147g

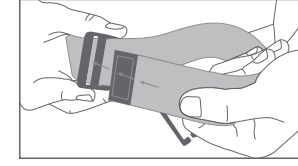
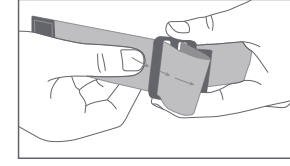


### STRUCTURE

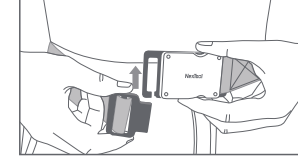
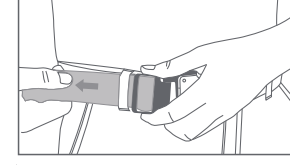


### INSTRUCTIONS

1. How to put on and take off the belt  
1) Before wearing the belt, release the belt buckle B, then let buckle A pass through all belt loops on the pants  
2) Buckle up the belt buckle A with the buckle B



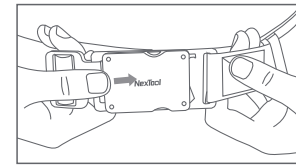
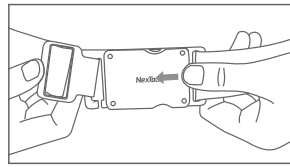
- 3) Adjust to a comfortable belt length according to your demand  
4) Just release the AB buckle, you can quickly unlock the belt



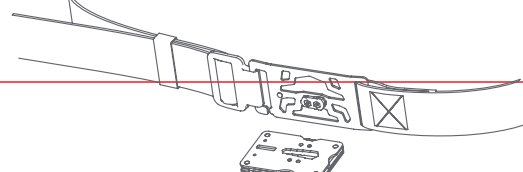
⚠️ Warm Tip: This belt is suitable for waist size not exceeding 113cm

### 2. How to detach and attach the Multi-tool

- 1) Detach the Multi-tool from the belt  
As shown on the picture below, push the tool towards the Buckle A direction.
- 2) Attach the Multi-tool to the belt  
Align the Base adapt hole of the Multi-tool to the belt base, then push your to the directly shown in the arrow until you hear a “click” sound.



⚠️ Warm Tip: Separate design, the tool part can be separately used when the belt is locked, so users can use the small tools on it without taking off the belt.



### MAINTENANCE

1. The metal component of in the belt is made of high-quality stainless steel. But just like any stainless steel, it will rust if it is exposed to moisture or salty/acid water for long time. Therefore, please keep the tool dry, and clean & dry it after contaminated by sweat or other pollutants.
2. For safety, please use each tool separately (when using one tool, keep other tools closed).
3. Do not abuse the product, tools should be used within reasonable load.

### WARRANTY

This warranty policy is a legal document we manufacturer provide for our end user, stipulating warranty services and other related matters. Please keep it properly. If the retailer or other third party whom you buy the product from declares that it will provide warranty service or other more services, the warranty service or other services will be provided by the retailer or third party.

#### 1. Instruction

This warranty service is only applicable to the product or its parts that meet the factory configurations during normal use within the warranty period when there is a performance failure within the warranty scope. The definition of performance failures within the warranty scope, if the country has relevant regulations, shall be based on national regulations; if there are no regulations, we will determine it in accordance with this warranty policy.

#### 2. Warranty period

The warranty period is one year from the date of delivery of the product. The delivery date of online, telephone or other off-site transactions is the same as delivery date recorded by the third-party logistics; in other cases, the invoice date should be regarded as delivery date, but if you can effectively prove that the invoice date is earlier than the actual delivery date and it is not caused by your end, the actual delivery date shall prevail with our confirmation. If you are unable to provide valid third-party logistics delivery information or invoices, the warranty date will be calculated from 30 days after the product leaves the factory. Please see the warranty card for the specific warranty period and other matters.

#### 3. How to access to our services

Below optional methods for you to contact us for warranty service:  
A. Service hot-line: 86 - 662 - 369 2722  
B. Contact the selling platform where you buy the product.  
For warranty application, please submit clear, complete and correct documents including ① invoice; ② warranty card; ③ Order information on E-commerce platform (if applicable).  
If you cannot provide above proofs indicating the source of the product, you will not be able to obtain warranty service.

#### 4. Warranty policy

- 1) Within 7 days since the start of the warranty period, if the product has a performance failure, and it is confirmed by us or our authorized after-sales service center, you can enjoy the return or replacement service for free. For replacement product, the warranty period will be recalculated.
- 2) Within 8-15 days since the start of the warranty period, if the product has a performance enjoy failure, and it is confirmed by us or our authorized after-sales service center, you can free replacement or repair services. For replacement product, the warranty period will be recalculated.
- 3) Within 12 months since the start of the warranty period, if the product has a performance failure, and it is confirmed by us or our authorized after-sales service center, you can enjoy free repair or component replacement services. The repaired product or product with replaced components will continue to enjoy the warranty service during the remaining of the original product. If the remaining warranty service period is less than 3 months when warranty period the repair or component replacement occurs, the remaining warranty period will be extended to 3 months.
- 4) When return or replacement is required, the product should be in original condition in complete packaging. The main product itself as well as all the accessories should be without any damage, scratches or breakage. For repairs, new components become part of your product, and the components replaced should be returned to us.
- 5) For product hardware failures within scope of warranty, we will bear the logistics costs as well as other costs incurred by the warranty. For the failures or damages that are confirmed not in the coverage of warranty, unless otherwise specified at that time, you shall bear the round-trip freight (if any) and the risks in the transportation process.

#### 5. Non-warranty coverage

Warranty will not be applicable under following occasions:  
1) Failures or damages caused by improper physical or operating environment, force majeure, improper maintenance or storage, such as misuse, accident, modification, private dismantling, liquid intake, etc.  
2) Unauthorized organization or personnel dismantle or repair without our authorization;  
3) Discoloration, wear and consumption during use;  
4) The relevant labels and marks of the products or parts are changed or removed, such as: the product information or serial number on the warranty certificate does not match the actual product, or has been altered;  
5) Components with obvious damages by hard objects, scratching marks, broken corners, severe deformations and other breakages.  
6) Warranty period expires.

#### 6. Paid services

For product failures beyond the warranty period or outside the scope of the warranty service, we will provide paid professional repair services if it is confirmed within our service scope. With your knowledge and agreement, the old components replaced will be recycled when repaired. Unless expressly agreed otherwise, we will provide a 90-day warranty for the repaired or replaced components.

#### 7. General terms

This service policy applies to the laws of mainland China (excluding its conflict laws). If any dispute arises due to the matters under this document and the friendly negotiation fails, it will be submitted to the People's Court with jurisdiction in Jiangcheng District, Yangjiang City for ruling.

### WARRANTY CARD

Product Description	Name	Model#
User Information	Name	Phone
	Address	
Retailer Information	Address	Phone
	Address/Website	
	Sale date	Invoice#

For after-sales service needs, please contact the customer service department

After-sales service phone: 86 - 662 - 369 2722

Business hours: Mon. to Sun. 8:00-17:15

Manufacturer: BINOVO MANUFACTURING CO., LTD.

Address: B9-3 Yinling Technology Industrial Park, Jiangcheng District, Yangjiang, Guangdong, China

正面

背面